




Water Blocked S13 BU(i) 250 V

Applications

These cables are partially water blocked, fire resistant, flame retardant, low smoke and halogen free, used for instrumentation, communication, control and alarm systems.

Standards

- IEC 60092-376
- IEC 60092-351
- IEC 60092-359
- IEC 60331-21
- IEC 60332-1
- IEC 60332-3-22
- IEC 60754-1,2
- IEC 61034-1,2
- NEK 606:2004
- VG 95218 part 29



Construction

- **Conductors:** Circular tinned annealed stranded copper wire to IEC 60228 class 2.
- **Insulation:** Mica tape + Halogen free EPR compound.
- **Twinning:** Colour coded cores twisted together.
- **Filler:** Water blocking fillers, if required.
- **Individual Shielding:** Each pairs/triples are screened by copper backed polyester tape in contact with a stranded tinned copper drain wire and wrapped with polyester tape. Pairs/triples are numbered with numbered tape or by numbers printed directly on the insulated conductors.
- **Filler:** Water blocking fillers, if required.
- **Water Blocking Elements:** Water blocking tape and strings for providing longitudinal water tightness.
- **Inner Sheath:** Halogen free thermosetting compound, SHF2, coloured grey (blue for intrinsically safe).
- **Outer Sheath:** Polyurethane for providing transversal water tightness, PE is optional, but can not meet low smoke standard.





Electrical Characteristics

Nominal Cross Section Area	mm ²	0.75	1.0	1.5	2.5
Nominal Conductor Diameter	mm	1.1	1.3	1.6	2.0
Maximum Resistant@20°C	Ω/km	26.3	19.3	12.9	8.02
Mutual Capacitance	nF/km	85	95	100	110
Nominal Inductance@1KHz	MH/km	0.731	0.691	0.673	0.629
Maximum L/R@1KHz	μH/Ω	20	25	35	55
Operating Voltage	V	250	250	250	250

Mechanical and Thermal Properties

- Bending Radius: 8×OD (during installation); 6×OD (fixed installed)
- Temperature Range: -20°C ~ +90°C

Dimensions and Weight

Construction No. of elements×No. of cores in element×Cross section(mm ²)	Nominal Insulation Thickness mm	Nominal Inner Sheath Thickness mm	Nominal Outer Sheath Thickness mm	Nominal Overall Diameter mm	Nominal Weight kg/km
1×2×0.75	0.6	1.0	1.0	10.2±2	110
2×2×0.75	0.6	1.2	1.0	12.5±2	215
4×2×0.75	0.6	1.2	1.0	15.2±2	305
7×2×0.75	0.6	1.4	1.0	18.0±2	467
8×2×0.75	0.6	1.4	1.0	19.3±2	520
12×2×0.75	0.6	1.6	1.0	23.1±2	740
16×2×0.75	0.6	1.7	1.0	25.5±2	961
19×2×0.75	0.6	1.8	1.0	26.8±2	1087
24×2×0.75	0.6	1.9	1.0	30.6±2	1386
32×2×0.75	0.6	2.0	1.0	33.7±2	1754
1×3×0.75	0.6	1.0	1.0	10.6±2	126
2×3×0.75	0.6	1.2	1.0	14.0±2	215
3×3×0.75	0.6	1.2	1.0	15.8±2	315
4×3×0.75	0.6	1.3	1.0	17.1±2	383
7×3×0.75	0.6	1.5	1.0	20.3±2	588
8×3×0.75	0.6	1.5	1.0	21.5±2	683
12×3×0.75	0.6	1.7	1.0	26.4±2	961
16×3×0.75	0.6	1.8	1.0	29.3±2	1244





Caledonian

Any inquiries, please feel free to contact

enquiry@shipboard-cables.com or kitty@shipboard-cables.com



Construction No. of elements×No. of cores in element×Cross section(mm ²)	Nominal Insulation Thickness mm	Nominal Inner Sheath Thickness mm	Nominal Outer Sheath Thickness mm	Nominal Overall Diameter mm	Nominal Weight kg/km
19×3×0.75	0.6	1.9	1.0	31.0±2	1428
24×3×0.75	0.6	2.1	1.0	35.7±2	1838
1×2×1.0	0.6	1.0	1.0	10.6±2	131
2×2×1.0	0.6	1.2	1.0	13.1±2	252
4×2×1.0	0.6	1.3	1.0	16.0±2	362
7×2×1.0	0.6	1.5	1.0	18.9±2	551
8×2×1.0	0.6	1.5	1.0	20.5±2	630
12×2×1.0	0.6	1.6	1.0	24.3±2	882
16×2×1.0	0.6	1.6	1.0	26.9±2	1150
19×2×1.0	0.6	1.8	1.0	28.5±2	1318
24×2×1.0	0.6	1.9	1.0	32.5±2	1685
32×2×1.0	0.6	2.0	1.0	35.8±2	2132
1×3×1.0	0.6	1.0	1.0	11.1±2	147
3×3×1.0	0.6	1.3	1.0	16.7±2	378
4×3×1.0	0.6	1.3	1.0	18.1±2	462
7×3×1.0	0.6	1.6	1.0	21.7±2	730
12×3×1.0	0.6	1.7	1.0	28.0±2	1171
16×3×1.0	0.6	1.8	1.0	31.2±2	1528
19×3×1.0	0.6	1.9	1.0	33.0±2	1759
24×3×1.0	0.6	2.1	1.0	38.1±2	2252
1×2×1.5	0.7	1.0	1.0	11.6±2	163
2×2×1.5	0.7	1.3	1.0	14.6±2	326
4×2×1.5	0.7	1.4	1.0	18.1±2	473
7×2×1.5	0.7	1.6	1.0	21.4±2	725
8×2×1.5	0.7	1.6	1.0	23.3±2	819
12×2×1.5	0.7	1.7	1.0	27.7±2	1155
16×2×1.5	0.7	1.9	1.0	30.9±2	1523
19×2×1.5	0.7	2.0	1.0	32.5±2	1727
24×2×1.5	0.7	2.2	1.0	37.3±2	2221
32×2×1.5	0.7	2.3	1.0	41.1±2	2814
1×3×1.5	0.7	1.1	1.0	12.1±2	184
2×3×1.5	0.7	1.3	1.0	16.5±2	336
3×3×1.5	0.7	1.3	1.0	18.8±2	494
4×3×1.5	0.7	1.4	1.0	20.4±2	609
7×3×1.5	0.7	1.7	1.0	24.6±2	956
8×3×1.5	0.7	1.7	1.0	25.5±2	1082
12×3×1.5	0.7	1.9	1.0	32.0±2	1549
16×3×1.5	0.7	2.0	1.0	35.6±2	2021
19×3×1.5	0.7	2.1	1.0	37.7±2	2321





Caledonian

Any inquiries, please feel free to contact
enquiry@shipboard-cables.com or kitty@shipboard-cables.com



Construction No. of elements×No. of cores in element×Cross section(mm ²)	Nominal Insulation Thickness mm	Nominal Inner Sheath Thickness mm	Nominal Outer Sheath Thickness mm	Nominal Overall Diameter mm	Nominal Weight kg/km
24×3×1.5	0.7	2.4	1.0	43.7±2	2998
1×2×2.5	0.7	1.1	1.0	12.5±2	200
1×3×2.5	0.7	1.3	1.0	13.0±2	231



Standard



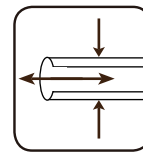
Standard



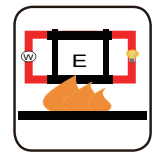
Standard




Standard



Water Tightness
VG 95218-29



Circuit Integrity
IEC 60331-21



Halogen Free
IEC60754-1



Low Corrosivity
IEC60754-2



Low Smoke Emission
IEC 61034-1&2



Flame Retardancy
IEC60332-1



Reduced Fire Propagation
IEC60332-3-22

